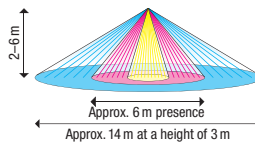


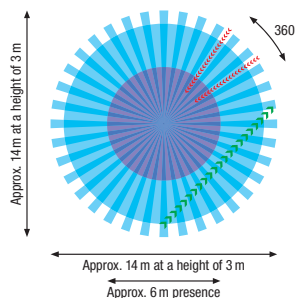


DETECTION AREA



Installation height	Dia. for presence *	Dia. for movements *
2.0 m	4 m	10 m
2.5 m	5 m	12 m
3.0 m	6 m	14 m
3.5 m	7 m	16 m
4.0 m	8 m	16 m
5.0 m	(8 m)	16 m
6.0 m	(8 m)	16 m

* Maximum values



- **Optimum range**
If several zones are crossed
- **Reduced range (approx. -50%)**
With movements within a single zone
- Presence zone (working area)**
● Reacts to smallest movements (seated activity)
- Movement zone (walking area)**
● Reacts to larger walking movements

Swiss Garde 360 Presence EB

Ceiling integration 360° version with up to 16 m diameter detection range, with spring clip fixation

- Discrete and flat design
- Installation with spring clips, specially for suspended ceilings
- Presence detector with up to 16 m diameter large detection range
- Adjustment of the LUX/Time parameters, manually or via P-IR remote control, SENS only via P-IR remote control
- Short impulse-pause time adjustable via P-IR remote control to 20 or 60 s
- Larger impulse-pause time protect the staircase lighting systems
- Additional input for manual switching
- Ideal for underground garages, stairwells, storehouses, corridors etc.
- Timer control with integrated short impulse function for the control of staircase lighting systems or gongs etc.
- Integrated high power relay with high electronic ballast switching power

Characteristics/installation

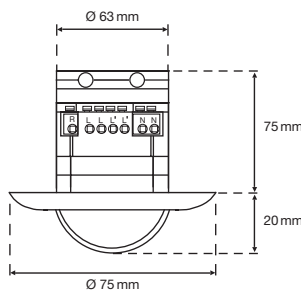
The Swiss Garde 360 Presence EB is suitable for flush-mount ceiling installation in larger rooms such as offices, stairwells and corridors, where a detection range of up to 16m diameter is desired. This is the firm favourite of the architects who prefer a discrete presence detector in suspended ceilings. The detection range can be ideally adapted thanks to the adjustable range. We recommend connecting up to 4 Swiss Garde 360 Presence EB units in parallel.

Spring clips

The Swiss Garde 360 Presence EB is equipped with spring clips. This enables simple and time-saving integration into suspended ceilings.

TECHNICAL DATA

Nominal voltage:	230V/50 Hz
Switching power:	2300W/10A resistive (cos φ 1.0) 1150VA/5A inductive (cos φ 0.5) Single illuminant electronic ballast: 30x 18W, 25x 36W or 20x 58W max. Twin illuminant electronic ballast: 20x (2x 18W), 15x (2x 36W) or 10x (2x 58W) max.
Detection angle:	360°
Detection range:	Approx. Ø 6 m presence, approx. Ø 14 m at a height of 3 m
Installation height:	Approx. 2-6 m
Lux level control:	5-2000 lx (or current lux value per remote control)
Timer control:	Short impulse (approx. 1 s), approx. 10 s to 20 min
Protection class:	IP20 internal installation, class II, CE
Temperature range:	-20 to +40 °C
Dimensions:	Visible dimensions: Ø 75x20 mm Installation depth: Ø 63x75 mm Drill diameter: Ø 64-68 mm



Description

Swiss Garde 360 Presence EB

Color Art.-No

white | 25170

See accessories catalog Züblin



Züblin Elektro GmbH Marie-Curie-Strasse 2 | D-79618 Rheinfelden-Herten
Phone +49 (0) 7623 96697-0 | Fax +49 (0) 7623 96697-7 | www.zublin.de